




WISDOM

**POOLS &
LANDSCAPES**

POOLS, SPAS & LANDSCAPES



Designed for living

Contents

WISDOM POOLS & LANDSCAPES	04
COMPLETE LANDSCAPING SERVICE	06
POOL DESIGNS	08
OUR PROCESS	10
CONCRETE POOLS	12
COTTESLOE	14
BONDI	15
HYAMS	16
WHITEHAVEN	17
HENLEY	18
PACKAGES	19
FIBREGLASS POOLS	20
STANDARD INCLUSIONS	22
STANDARD VENICE	23
STANDARD LEISURE	24
STANDARD BROOKLYN	25
STANDARD BILLABONG	26
STANDARD BILLABONG PLUNGE	27
UPGRADES & EXCLUSIONS	28

Custom Concrete Design
On display at HomeWorld, Marsden Park



Wisdom Pools and Landscapes

DESIGNED FOR LIVING

At Wisdom Pools and Landscapes we offer holistic, tailored outdoor lifestyle solutions.

Enhance your home and lifestyle with our expertise. We offer our clients a comprehensive pool and landscaping service, from conceptual design through to completion of construction. Our process is streamlined and our solutions range from simple and cost effective to inspiring and bespoke, as well as everything in between. Let our award winning team of experts work with you to create an outdoor sanctuary you will never want to leave.

OUR PARTNERS



Custom concrete design
On display at HomeWorld, Box Hill



The Complete Landscaping Service

LANDSCAPING IS AN ESSENTIAL CONSIDERATION WHEN BUILDING A NEW HOME.

Landscape plans are required by most councils and developers as a necessary part of the approval process for a new built home. Our award-winning team of experts will work with you to create an outdoor space that compliments your home and your lifestyle.

No matter the size of your project, our multi-disciplinary team offers a comprehensive landscaping service and streamlined experience for all our clients - from concept design right through to construction and completion. We offer the complete turnkey solution.

WE SPECIALISE IN:

- Design and construction
- Council and developer approvals
- Pool and Landscape Project Coordination
- Water features
- Decks and pergolas
- BBQs and outdoor kitchens
- Paving and tiling
- Retaining walls
- Boundary fencing
- Driveways and pathways
- Excavation
- Gardens and lawns

Each home is unique. The first step is a design consultation which takes place on site. Seeing the home in its natural environment inspires our ideas.

From modern Australian to contemporary architectural and everything in-between, you'll meet with a qualified professional to design a landscape concept that suits your needs, style and budget.

Pool Designs

POOL DESIGN AND CONSTRUCTION

Our philosophy is to create inspiring pool designs that seamlessly integrate with the setting of your home. No matter the size of your garden, large or compact, we can design a custom pool that fits with your unique home, style and budget.

Whether you are after a bespoke pool design, one of our convenient concrete or fibreglass pool package or a pool renovation, our award winning team can help you.

WE SPECIALISE IN:

- Design & construction (concrete and fibreglass)
- Council developer approvals
- Pool & spa automation and water features
- Pool safe fencing
- Pool renovations



Custom Concrete Design with Integrated Spa
On display at HomeWorld, Box Hill

Our Process

We understand that building your dream outdoor space is an important life decision, and we want to make this experience as memorable and enjoyable as possible.

Our team of qualified landscaping experts are here to ensure we not only deliver a quality job, but also to keep you informed along the way so that we can both share in the excitement of your new outdoor space.

Contact us to find out more about our process.

GET IN TOUCH WITH WISDOM POOLS AND LANDSCAPES

- Book an appointment at one of our Display Centres or head office
- Site inspection
- Quotation
- Contract & Deposit



DESIGN PHASE

- Survey of your property
- Design consultation with our Qualified Landscape & Pool Designers
- Home Owners Warranty & Approvals (CDC/DA)
- Structural Engineering requirements



FIBREGLASS POOL BUILD

- Surveyor peg out
- Temporary fencing
- Excavation
- Shell installation & water fill
- Pool pre plumbing
- Bondbeam installation
- Secondary plumbing
- Electrical works
- Equipment installation
- Permanent pool fencing



POOL COMPLETION

- Final clean
- Handover with the WISDOM team.



TIME TO SWIM!

CONCRETE POOL BUILD

- Surveyor peg out
- Temporary fencing
- Excavation
- Steel & formwork
- Pool pPre plumbing
- Concrete pour & cure
- Coping & waterline tile installation
- Secondary plumbing
- Electrical works
- Equipment installation
- Permanent pool fencing
- Beadcrete interior installation



POOL COMPLETION

- Filling of pool and chemical balance
- Final clean
- Handover with the WISDOM team.



TIME TO SWIM!

LANDSCAPING

- Site preparation & removal of fill
- Driveway & concreting
- Fencing & gates installation
- Irrigation & lighting
- Hardscapes - retaining walls, decking, pergola, paving, stepping stones etc
- Softscapes - including garden beds, plants, mulching, pebbles, turf etc



TIME TO RELAX!

Concrete Pools & Packages

A beautifully designed pool can be the jewel in your garden. That's why the design consultation is conducted at your home.

Encompassing your individual style, requirements and budget, our highly skilled team will craft a pool design that seamlessly integrates with your home and surroundings.

We love keeping up with the latest pool design and technology trends so let our team of experts customise a pool design just for you, or, if you want to keep it simple, browse one of our convenient pool packages.



Custom Concrete Design
On display at HomeWorld, Marsden Park

Cottesloe

Concrete Range

Available from **\$55,400***

POOL DIMENSIONS	AREA
Length	5,800 mm
Width	3,000 mm
Deep End	1,600 mm
Shallow End	1,200 mm



Custom Cottesloe
On display at Oran Park

Bondi


Concrete Range

Available from **\$61,500***

POOL DIMENSIONS	AREA
Length	6,000 mm
Width	4,545 mm
Single Depth	1,200 mm



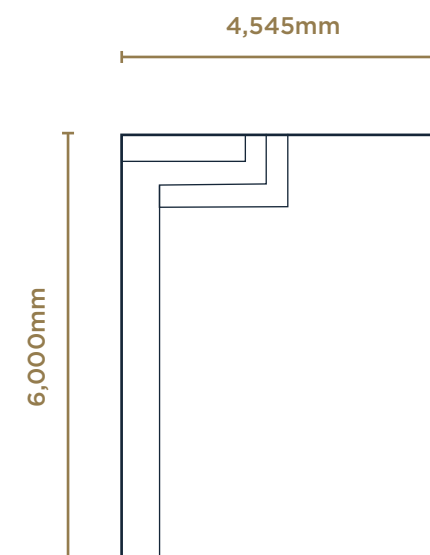
Custom Bondi
On display at Oran Park



Standard Inclusions

- 1.6m Deep End
- 1.2m Shallow End
- Standard Pool Approvals
- Excavation and Fill Removal
- Reinforced concrete pool with 400mm wide edge
- Laying only of coping paver
- 250mm Standard Range waterline tile
- Island Range Beadcrete Interior
- Viron Range Saltwater Pool System
- 2 x Flushmount LED Lighting
- Premium Pool Equipment Kit

*Supply and install inclusions unless otherwise noted. Pool design is subject to availability and dependent on site conditions. Pricing is subject to change based on the individual block of land. Pool steps may not apply to all profiles. Images shown are for illustrative purposes only and may include optional upgrade items.



Standard Inclusions

- 1.2m Single Depth
- Standard Pool Approvals
- Excavation and Fill Removal
- Reinforced concrete pool with 400mm wide edge
- Laying only of coping paver
- 250mm Standard Range waterline tile
- Island Range Beadcrete Interior
- Viron Range Saltwater Pool System
- 2 x Flushmount LED Lighting
- Premium Pool Equipment Kit

*Supply and install inclusions unless otherwise noted. Pool design is subject to availability and dependent on site conditions. Pricing is subject to change based on the individual block of land. Pool steps may not apply to all profiles. Images shown are for illustrative purposes only and may include optional upgrade items.

Hyams

Concrete Range

Available from **\$69,200***

POOL DIMENSIONS	AREA
Length	8,400 mm
Width	4,200 mm
Deep End	1,800 mm
Shallow End	1,200 mm



Custom Hyams
On display at Oran Park

Whitehaven

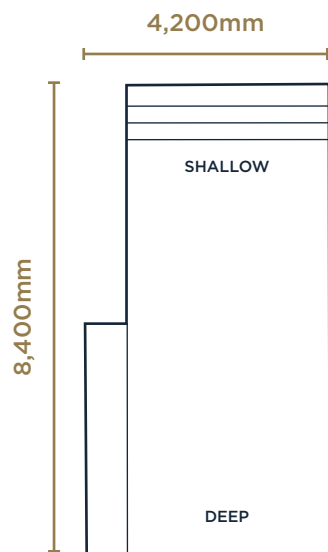
Concrete Range

Available from **\$57,000***

POOL DIMENSIONS	AREA
Length	6,180 mm
Width	2,900 mm
Deep End	1,600 mm
Shallow End	1,100 mm

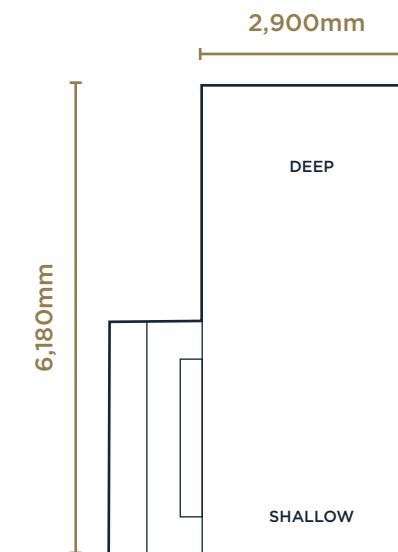


Custom Whitehaven
On display at Oran Park



Standard Inclusions

- 1.8m Deep End
- 1.2m Shallow End
- Standard Pool Approvals
- Excavation and Fill Removal
- Reinforced concrete pool with 400mm wide edge
- Laying only of coping paver
- 250mm Standard Range waterline tile
- Island Range Beadcrete Interior
- Viron Range Saltwater Pool System
- 2 x Flushmount LED Lighting
- Premium Pool Equipment Kit



Standard Inclusions

- 1.6m Deep End
- 1.1m Shallow End
- Standard Pool Approvals
- Excavation and Fill Removal
- Reinforced concrete pool with 400mm wide edge
- Laying only of coping paver
- 250mm Standard Range waterline tile
- Island Range Beadcrete Interior
- Viron Range Saltwater Pool System
- 2 x Flushmount LED Lighting
- Premium Pool Equipment Kit

*Supply and install inclusions unless otherwise noted. Pool design is subject to availability and dependent on site conditions. Pricing is subject to change based on the individual block of land. Pool steps may not apply to all profiles. Images shown are for illustrative purposes only and may include optional upgrade items.

*Supply and install inclusions unless otherwise noted. Pool design is subject to availability and dependent on site conditions. Pricing is subject to change based on the individual block of land. Pool steps may not apply to all profiles. Images shown are for illustrative purposes only and may include optional upgrade items.

Henley

Concrete Range

Available from **\$60,500***

POOL DIMENSIONS	AREA
Length	7,500 mm
Width	3,000 mm
Deep End	1,800 mm
Shallow End	1,200 mm



Custom Henley
On display at Oran Park

Packages

Concrete Range

Coogee

Available from **\$52,900***



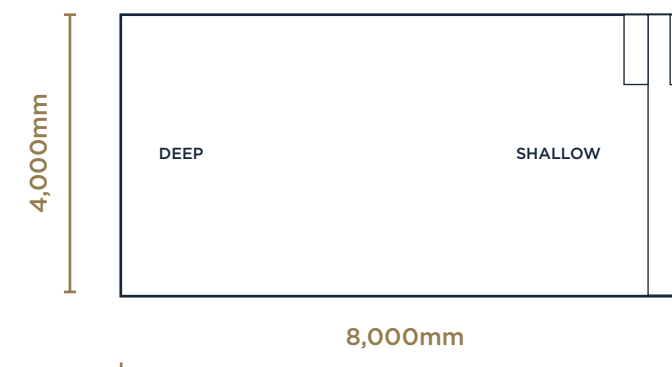
Bronte

Available from **\$60,500***

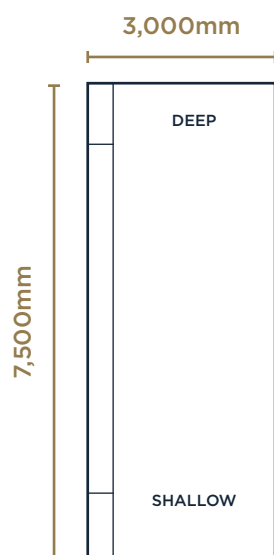


Avalon

Available from **\$65,500***



Standard Inclusions



- 1.8m deep end
- 1.2m shallow end
- Standard pool approvals
- Excavation and fill removal
- Reinforced concrete pool with 400mm wide edge
- Laying only of coping paver
- 250mm standard range waterline tile
- Island range beadcrete interior
- Viron Range Saltwater Pool System
- 2 x Flushmount LED Lighting
- Premium pool equipment kit

Standard Inclusions

- Standard Pool Approvals
- Excavation and Fill Removal
- Reinforced concrete pool with 400mm wide edge
- Laying only of coping paver
- 250mm Standard Range waterline tile
- Island Range Beadcrete Interior
- Viron Range Saltwater Pool System
- 2 x Flushmount LED Lighting
- Premium Pool Equipment Kit

Ask your consultant about our range of pool entertainment areas and lifestyle upgrades

*Supply and install inclusions unless otherwise noted. Pool design is subject to availability and dependent on site conditions. Pricing is subject to change based on the individual block of land. Pool steps may not apply to all profiles. Images shown are for illustrative purposes only and may include optional upgrade items.

*Supply and install inclusions unless otherwise noted. Pool design is subject to availability and dependent on site conditions. Pricing is subject to change based on the individual block of land. Pool steps may not apply to all profiles. Images shown are for illustrative purposes only and may include optional upgrade items.

Fibreglass Pools

Available in a variety sizes and colours, discover our range of fibreglass pool packages designed to suit a variety of backyards.

Fibreglass pools are quick to install and easy to maintain so you can spend more time enjoying life with your family and friends.

OUR PARTNER

Made in Australia, Barrier Reef Pools have manufactured quality fibreglass pools for over 30 years, so you can enjoy peace of mind that your fibreglass pool is built to last.

barrier reef pools

Fibreglass 5.5
On display at Wongawilli

Standard Inclusions

Fibreglass range

- Standard (CDC) pool approvals
- Pool excavation
- Fill removal
- Crane hire (Single Storey - 50ton)
- Pool Install including 200mm reinforced concrete bond beam to the perimeter of pool
- Astral CTX 280 Pump, CA 280 Premium Cartridge Filter & V18 Viron Salt Chlorinator
- 2 x Flushmount White/Blue LED pool lights
- Pool balance and handover Kit

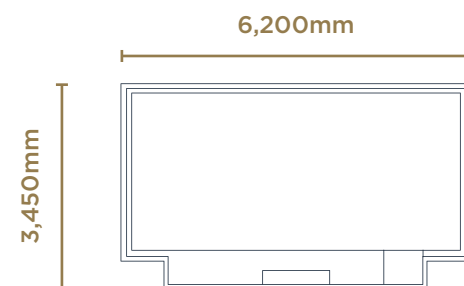
Ask your consultant about our range of pool entertainment areas and lifestyle upgrades

Standard Venice Slimline 6.2m

Fibreglass Range

Available from **\$44,000***

POOL DIMENSIONS	AREA
Length	6,200 mm
Width	3,450 mm
Deep End	1,760 mm
Shallow End	1,240 mm



AVAILABLE SIZES

LENGTH	WIDTH	DEEP END	SHALLOW END
7,200mm	3,450mm	1,860mm	1,240mm
^6,200mm	3,450mm	1,760mm	1,240mm

Refer to page 22 for standard inclusions and page 28 for optional upgrades.

^{*}Advertised

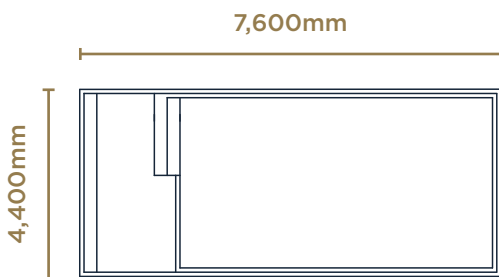
^{*}Supply and install inclusions unless otherwise noted. Pool design is subject to availability and dependent on site conditions. Pricing is subject to change based on the individual block of land. Pool steps may not apply to all profiles. Images shown are for illustrative purposes only and may include optional upgrade items.

Standard Leisure 7.6m

Fibreglass Range

Available from **\$51,700***

POOL DIMENSIONS	AREA
Length	7,600 mm
Width	4,400 mm
Deep End	1,700 mm
Shallow End	1,340 mm



AVAILABLE SIZES

LENGTH	WIDTH	DEEP END	SHALLOW END
10,200mm	4,400mm	1,930mm	1,340mm
^7,600mm	4,400mm	1,700mm	1,340mm

Refer to page 22 for standard inclusions and page 28 for optional upgrades.

^{*}Advertised

^{*}Supply and install inclusions unless otherwise noted. Pool design is subject to availability and dependent on site conditions. Pricing is subject to change based on the individual block of land. Pool steps may not apply to all profiles. Images shown are for illustrative purposes only and may include optional upgrade items.

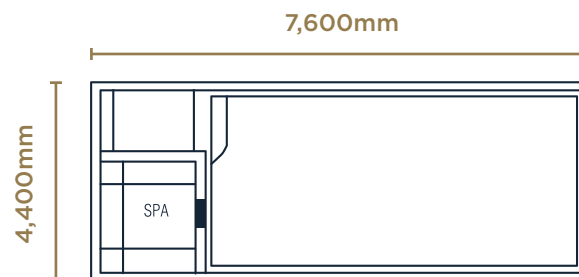


Standard Brooklyn Pool & Spa 7.6x4.4m

Fibreglass Range

Available from **\$54,200***

POOL DIMENSIONS	AREA
Length	7,600 mm
Width	4,400 mm
Deep End	1,700 mm
Shallow End	1,340 mm



AVAILABLE SIZES

LENGTH	WIDTH	DEEP END	SHALLOW END
12,100mm	4,400mm	2,080mm	1,340mm
9,600mm	4,400mm	1,850mm	1,340mm
^7,600mm	4,400mm	1,700mm	1,340mm

Refer to page 22 for standard inclusions and page 28 for optional upgrades.

^{*}Advertised

^{*}Supply and install inclusions unless otherwise noted. Pool design is subject to availability and dependent on site conditions. Pricing is subject to change based on the individual block of land. Pool steps may not apply to all profiles. Images shown are for illustrative purposes only and may include optional upgrade items.

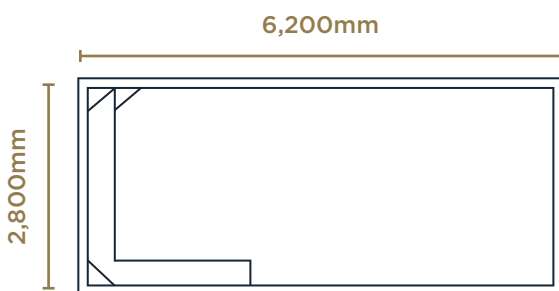


Standard Billabong 6.2m Slimline

Fibreglass Range

Available from **\$42,600***

POOL DIMENSIONS	AREA
Length	6,200 mm
Width	2,800 mm
Deep End	1,720 mm
Shallow End	1,240 mm



AVAILABLE SIZES			
LENGTH	WIDTH	DEEP END	SHALLOW END
7,200mm	2,800mm	1,810mm	1,240mm
^6,200mm	2,800mm	1,720mm	1,240mm

Refer to page 22 for standard inclusions and page 28 for optional upgrades.

[^]Advertised

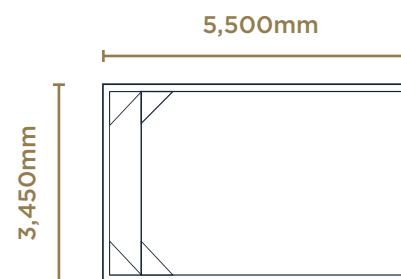
*Supply and install inclusions unless otherwise noted. Pool design is subject to availability and dependent on site conditions. Pricing is subject to change based on the individual block of land. Pool steps may not apply to all profiles. Images shown are for illustrative purposes only and may include optional upgrade items.

Standard Billabong Plunge Package 5.5

Fibreglass Range

Available from **\$44,000***

POOL DIMENSIONS	AREA
Length	5,500 mm
Width	3,450 mm
Flat Depth	1,670 mm



AVAILABLE SIZES		
LENGTH	WIDTH	FLAT
6,500mm	3,450mm	1,670mm
^5,500mm	3,450mm	1,670mm
4,700mm	3,450mm	1,670mm

Refer to page 22 for standard inclusions and page 28 for optional upgrades.

[^]Advertised

*Supply and install inclusions unless otherwise noted. Pool design is subject to availability and dependent on site conditions. Pricing is subject to change based on the individual block of land. Pool steps may not apply to all profiles. Images shown are for illustrative purposes only and may include optional upgrade items.

Concrete & Fibreglass Pool Optional Upgrades & Exclusions

Optional Upgrades

- 1 Extended Pool Surrounds
 - Acoustic Control Enclosure
 - Heating
- 2 Fencing
 - Premium Beadcrete
- 3 Full tiled interior
 - Automation
 - Multi coloured lights
 - Mineral pool system
- 4 Feature walls
- 5 Glass walls
 - Pool cleaner
 - Water features

Exclusions

- Fall protection
- Pool Cover and Roller
- Rock excavation & removal
- Spoil runout
- Additional non-standard approval requirements
- Electrical connection
- Supply & laying of pool coping/pavers
- Sewer connection
- Additional plumbing over 6m from skimmer
- Property access under 2m
- Additional structural engineering requirements
- Sewer pegout/encasement



Custom Concrete Design with Integrated Spa
On display at HomeWorld, Box Hill



Visit our Pools & Landscapes Display Centres

Open daily from 10am - 5pm



POOLS &
LANDSCAPES

Pools & Landscapes Display Centres:

Oran Park Estate

54-62 Webber Loop, Oran Park NSW 2570

On Display:

Bondi, Whitehaven, Cottesloe, Hyams, Henley

HomeWorld Box Hill

24-30 Noah St, Box Hill NSW 2765

On Display:

5 x Custom Concrete Designs

Pools also on display at:

HomeWorld Marsden Park

2-6 Donald St,
Marsden Park NSW 2765

On Display:

**2 x Custom Concrete Pools and
1 x Fibreglass 6.5 pool**

Wongawilli

9-11 Whistler Street
Wongawilli NSW 2530

On Display:

Fibreglass 5.5 pool



1300 855 775

wisdompoolsandlandscapes.com.au